


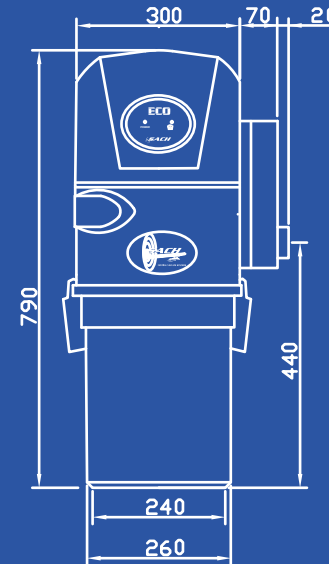
ECO160

TECHNICAL CHARACTERISTICS

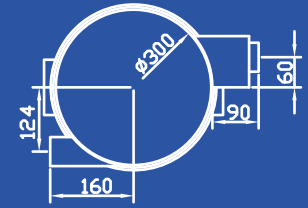
POWER (W)	1600
AIRFLOW (m ³ /H)	190
WATER LIFT (mm/H ₂ O)	3100
BIN CAPACITY (L)	18
WEIGHT (kg)	11
AIRWATTS	490
NOISE LEVEL (dB)	62
HIGH SPEED BYPASS TANGENTIAL MOTOR	



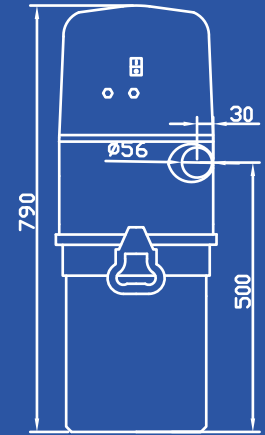
FRONT VIEW



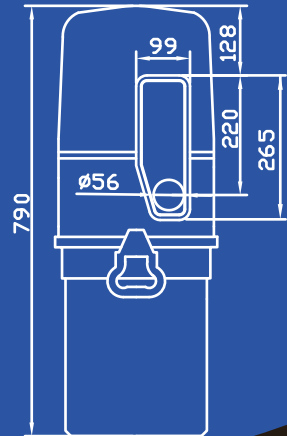
VIEW FROM ABOVE



SIDE VIEW



SIDE VIEW



RECOMMENDATIONS FOR INSTALLATION

DWELLING SIZE IN m ²	< 250
FURTHEST VALVE FROM THE UNIT (ml)	30
NUMBER OF VALVES	6-7